

## Trough and mounting fittings PVC



### Description

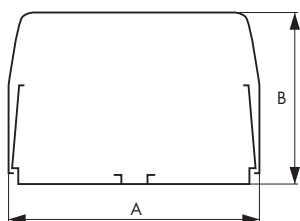
Installation trough used for air conditioning installation. They allow you to mask cooling lines and condensate drains in an aesthetic way. PVC material in two colours Optimal Duct – pure white and ARTICA DUCT - creamy white. Increased resistance for UV radiation and mechanical damage. Wide temperature range -20°C +60°C.



### Installation trough PVC

**ODF 80**  
**ADF 80**

### Technical drawing



### Technical specifications [mm]

Model	A	B	Length	Quantity in the box [pcs.]
ODF 80	80	60	2000	8
ADF 80	80	60	2000	8



### Connecting strap PVC, tray connector

**ODC 80**  
**CLC 80**

### Technical specifications [mm]

Model	Width	Height	Quantity in the box [pcs.]
ODC 80	80	60	10
CLC 80	80	60	10

### Trough end cap PVC

**ODEC 80**  
**CLEC 80**



### Technical specifications [mm]

Model	Width	Height	Quantity in the box [pcs.]
ODEC 80	80	60	10
CLEC 80	80	60	10

### Wall-mounted cover PVC

**ODWC 80**  
**CLWC 80**




### Technical specifications [mm]

Model	Width	Height	Quantity in the box [pcs.]
ODWC 80	80	60	10
CLWC 80	80	60	10

### Inner corner PVC

**ODIC 80**  
**CLIC 80**



### Technical specifications [mm]

Model	Width	Height	Quantity in the box [pcs.]
ODIC 80	80	60	10
CLIC 80	80	60	10




External corner PVC

**ODCO 80**

**CLCO 80**

Technical specifications [mm]

Model	Width	Height	Quantity in the box [pcs.]
ODCO 80	80	60	10
CLCO 80	80	60	10




T-piece PVC

**ODTJ 80**

**CLT 80**

Technical specifications [mm]

Model	Width	Height	Quantity in the box [pcs.]
ODTJ 80	80	60	10
CLT 80	80	60	10



Mounting bend PVC

**ODFE 80**

**CLFE 80**

Technical specifications [mm]

Model	Width	Height	Quantity in the box [pcs.]
ODFE 80	80	60	10
CLFE 80	80	60	10



Rosette

**ODWR 80**

**CLFR 80**

Technical specifications [mm]

Model	Width	Height	Quantity in the box [pcs.]
ODWR 80	80	60	10
CLFR 80	80	60	10